

SUPREP[®] BOWEL PREP KIT

(sodium sulfate, potassium sulfate and magnesium sulfate)
Oral Solution

(17.5g/3.13g/1.6g) per 6 ounces



On the day *before* your procedure...

What You **CAN** do:

- Please follow the clear liquid diet instructions provided by our office.

What You **CANNOT** do:

- **DO NOT** drink milk
- **DO NOT** eat or drink anything colored red or purple
- **DO NOT** drink alcoholic beverages

Any of the following liquids are OK to drink:

- Water
- Strained fruit juices (without pulp) including apple, orange, white grape, or white cranberry
- Limeade or lemonade
- Coffee or tea (**DO NOT** use any dairy or non-dairy creamer)
- Chicken broth
- Gelatin desserts without added fruit or topping (**NO RED OR PURPLE**)

Note:

- SUPREP Bowel Prep Kit is indicated for cleansing of the colon as a preparation for colonoscopy in adults
- Be sure to tell your doctor about all the medicines you take, including prescription and non-prescription medicines, vitamins, and herbal supplements. SUPREP Bowel Prep Kit may affect how other medicines work
- Medication taken by mouth may not be absorbed properly when taken within 1 hour before the start of each dose of SUPREP Bowel Prep Kit
- The most common adverse reactions after administration of SUPREP Bowel Prep Kit were overall discomfort, abdominal distention, abdominal pain, nausea, vomiting, and headache
- If you have any questions about taking SUPREP Bowel Prep Kit, call your doctor


To learn more about this product, please call **1-800-874-6756**
or visit our Web site at **www.suprepkit.com**

SUPREP Bowel Prep Kit is a split-dose (2-day) regimen. Both 6-ounce bottles are required for a complete prep.

FIRST DOSE: Begin Step 1 at 5 PM the evening before your procedure and proceed as shown below:


You must complete Steps 1 through 4 using one (1) 6-ounce bottle before going to bed:

STEP 1



Pour **ONE (1)** 6-ounce bottle of SUPREP liquid into the mixing container.

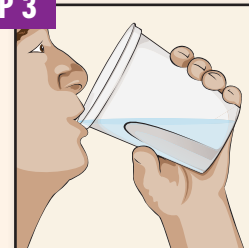
STEP 2



Add cool drinking water to the 16-ounce line on the container and mix.


NOTE: Dilute the solution concentrate as directed prior to use.

STEP 3



Drink **ALL** the liquid in the container.

STEP 4



You **must** drink two (2) more 16-ounce containers of water over the next 1 hour.

SECOND DOSE: Begin at _____ A.M.
five hours before your procedure

For this dose, repeat Steps 1 through 4 shown above using the other 6-ounce bottle.

NOTE: You **must** finish drinking the final glass of water at least 2 hours, or as directed, before your colonoscopy.

Provided as an educational service from **BrainTree** LABORATORIES, INC.

Please read the full Prescribing Information and Medication Guide in the kit.

©2010 BrainTree Laboratories, Inc.

SU-12253

December, 2010